



Designed for
life, choice
and value

ARJO UNIVERSAL MEDICAL BED PLATFORM

The essential foundation for patient wellbeing

arjo

Safety and ease of use across care settings

Whether it be for a short-term stay or an extended recovery, the bed is central to daily patient care. It is designed to provide a safe environment for patient care, where rest and recuperation should be both safe and therapeutic.

No patient is ever the same and addressing the clinical needs of an individual can be challenging. At Arjo, we offer a comprehensive range of ergonomic hospital beds, designed to provide the best environment for your patients across clinical needs, acuities and care settings, from critical care to the general ward.

Our universal medical bed platform is designed to provide a safe environment for patient care and recovery while helping reduce the related risk of caregiver injury.



Designed for life



Essential everyday care

Our medical beds are designed to optimise your workflow, promote quality of life and help reduce common risks such as falls, entrapment and caregiver injuries. With ergonomic features that ensure you can work safely and efficiently, our beds assist you in the delivery of essential daily care and can help you achieve your clinical goals.



CLINICAL EFFICIENCY

Our range of medical beds share comprehensive in-built clinical features and profiling options for advanced patient care.

- 30° backrest pause
- Cardiac chair
- Head of Bed Angle Indicator
- One touch controls
- Bio-Contour Profiling
- Auto fowler
- In-bed weighing



PATIENT SAFETY

All Arjo medical beds offer a comprehensive set of safety features:

- Low bed height
- IEC 60601-2-52 compliant for reduction of patient entrapment
- Under bed night light
- Varizone bed exit
- Under bed Anti Entrapment System
- Control panel back lighting
- SafeSet visual alerts system
- Nurse call and speaker



AN INTEGRATED APPROACH TO PRESSURE INJURY PREVENTION







Our medical beds are supported by a full portfolio of therapeutic support surfaces for patients with, or at risk of, a pressure injury.

A universal medical bed platform for a consistently high standard of care

Designed for choice

Covering all patient acuity levels, from low to high, and across multiple care settings, from med-surg to intensive care, the universal platform is a sound choice for evolving hospital needs. Our beds are founded on a core design that remains consistent throughout the range, delivering lightweight manoeuvrability, standardised safety features and intuitive controls.



		Safety Rails	Profiling	Safe Working Load	Control	Auto 30° backrest pause	One button Cardiac Chair	3 step bed extension	Underbed night light	Variable Height Foot Switch	In Bed Weighing	Varizone Bed Exit	Anti Entrapment System
LOW ACUITY	 Enterprise® 5000X	Folding	Bio-Contour	250 kg	2 pendant controls	✓	✓	✓	✓*	✓*	-	-	-
	 Enterprise® 5000X	Split Side	Bio-Contour	250 kg	2 pendant controls	✓	✓	✓	✓*	✓*	-	-	-
MEDIUM ACUITY	 Enterprise® 8000X	Split Side	Bio-Contour	250 kg	integrated patient & nurse controls	✓	✓	✓	✓	✓*	-	-	-
	 Enterprise® 9000X	Split Side	Bio-Contour	250 kg	TV/Lights Controls*	✓	✓	✓	✓	✓*	✓	✓	✓*
HIGH ACUITY	 Citadel™	Split Side	Pro-Contour	270 kg	TV/Lights Controls*	✓	✓	✓	✓	✓*	✓	✓	✓
	 Citadel™ Plus	Split Side	Pro-Contour	522 kg	Nurse call, TV/Lights Controls*	✓	✓	✓	✓	✓*	✓	✓	✓



Nimbus® Professional

Surfaces and frames for all clinical needs

A range of non-powered and powered therapeutic surfaces are available for all frames to provide support for patients with or at risk of developing pressure injuries. Integrated surfaces providing a flexible solution for high dependency patients, are available for Citadel™ and Citadel™ Plus.

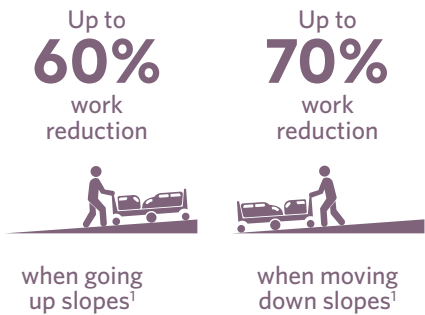
Our 'Bio-Contour' design blends a unique combination of bed section movements with a curved mattress platform, designed to assist the mattress in the management of pressure and shear.

Now with intuitive drive assist technology

IndiGo™ is the powered 5th wheel that makes lighter transport available to any caregiver with just a touch - for safety and simplicity. IndiGo is always available and built directly into your Citadel or Enterprise bed, so only one thing changes in a caregiver's day: the amount of work required to move the bed.

Read more about IndiGo: Arjo.com/indigo

Two way Nurse Call	RS232 Data Port	SafeSet Visual Alerts	Integrated Therapy Surfaces	Skin IQ Outlet	Accessory Outlet	Width adjustable platform	Fixed handle PowerDrive	IndiGo intuitive drive assist
-	-	-	-	-	-	-	-	✓*
-	-	-	-	-	-	-	-	✓*
-	-	-	-	-	-	-	-	✓*
✓*	✓*	✓*	-	-	-	-	-	✓*
✓*	✓*	✓*	✓*	✓	✓*	-	-	✓*
✓	✓*	✓*	-	✓	✓*	✓	✓*	-



A healthcare professional with blonde hair tied back, wearing purple scrubs, stands by a white hospital bed. She is looking down at a patient lying in the bed. The patient is an older woman with short, curly grey hair and glasses, wearing a grey long-sleeved shirt. The bed has a white frame with blue accents and control panels. In the background, there is a white wall with medical equipment outlets.

Designed
for value

A cost efficient and flexible solution

As part of our comprehensive range, we also offer flexible rental, sales and leasing options designed to maximise the affordability of our solutions and the value of your investment. All Arjo beds are further supported by full service and maintenance options that can be tailored according to your facility requirements.



Easy service and maintenance

Blow moulded deck sheets are lightweight, smooth and easily removable and the open frame is designed to be very easy to clean, providing a sustainable solution for cleaning and decontamination as part of infection control requirements.

Open accessibility and easily removable components means that work on items such as actuators, control box, handsets, battery and castors can be carried out in-situ, within a few minutes, by one trained person: making the bed easier for engineers and technicians to service and maintain.



Low lifetime costs

Designed and built to be strong, durable and long lasting, all Arjo medical beds are lifetime tested and UL certified to the IEC strength and stability standards. Low lifetime costs are helped by an open architecture with plug & play components and self lubricating joints. Common components across the product range help to reduce spare parts stocking requirements.



Arjo medical beds are designed for life, choice, and value

Scan the QR code to view the demonstration video
Just point your smartphone camera at the QR code.
(Android phones might need a QR reader app).



Enterprise® Range Video

Low and medium acuity beds



Citadel® Range Video

High acuity bed



Citadel™ Plus Video

Bariatric hospital bed



IndiGo™ Video

Powered fifth wheel



Our medical bed range has been independently tested by the globally renowned organisation UL, to certify that it is compliant with the latest stability, dimensional and safety requirements of the IEC60601-2-52 Standard.

References: 1. Matz, M., Morgan, J. (2018). The Case For Powered Bed Transport (Whitepaper)

February 2018 Only Arjo designed parts, which are designed specifically for the purpose, should be used on the equipment and products supplied by Arjo. As our policy is one of continuous development we reserve the right to modify designs and specifications without prior notice. ® and ™ are trademarks belonging to the Arjo group of companies.
© Arjo, 2018

At Arjo, we are committed to improving the everyday lives of people affected by reduced mobility and age-related health challenges. With products and solutions that ensure ergonomic patient handling, personal hygiene, disinfection, diagnostics, and the effective prevention of pressure ulcers and venous thromboembolism, we help professionals across care environments to continually raise the standard of safe and dignified care. Everything we do, we do with people in mind.

Arjo UK Ltd - Head Office · Houghton Hall Business Park · Houghton Regis · LU5 5XF
Phone: +44 (0) 8457 342000 · Private customer: +44 (0) 3457 342000 · Fax: +44 (0) 1582 745745 · Email: sales.admin@arjo.com

Arjo UK Ltd - Service and Technical Centre · St Catherine Street · Gloucester · GL1 2SL
Phone: +44 (0) 8456 114114 · Private customer: +44 (0) 3456 114114 · Service fax: +44 (0) 1452 525207 · Email: uk.service@arjo.com

Arjo UK Ltd - Belfast Office · Units 16-18 · 19 Heron Road · Belfast, BT3 9LE · Northern Ireland
Phone: +44 (0) 28 9050 2000 · Fax: +44 (0) 28 9050 2001 · Email: Belfast@arjo.com

Arjo (Ireland) Ltd · EA House · Damastown Industrial Park · Mulhuddart · Dublin 15 · Republic of Ireland
Phone: +353 (0)1 809 8960 · Fax: +353 (0)1 809 8971 · Email: Dublin@arjo.com

www.arjo.co.uk

arjo

01.MB.41.3.GB-INT.1.ARJO